海胶集团

为国利民 胶融天下

2012-2026年全球天然橡胶消费量
万吨
1,600
1,400
1,200
1,000
800
600
400
200
0
15.0%
10.0%
5.0%
0.0%
-5.0%
-10.0%
2012
2013
2014
2015
2016
2017
2018
2019
2020
2021
2022
2023
2024
2025
2026E
天然橡胶消费量
增长率
数据来源：ANRPC(天然橡胶生产国协会)

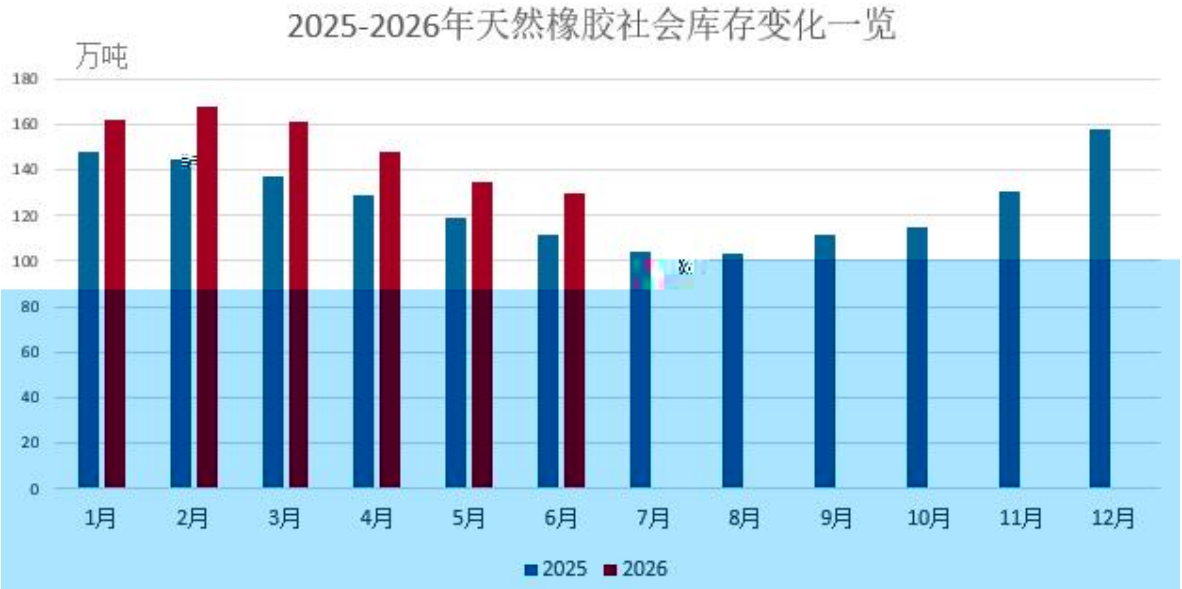
2025-2026年天然橡胶社会库存变化一览
万吨
180
160
140
120
100
80
60
40
20
0
1月
2月
3月
4月
5月
6月
7月
8月
9月
10月
11月
12月
2025
2026

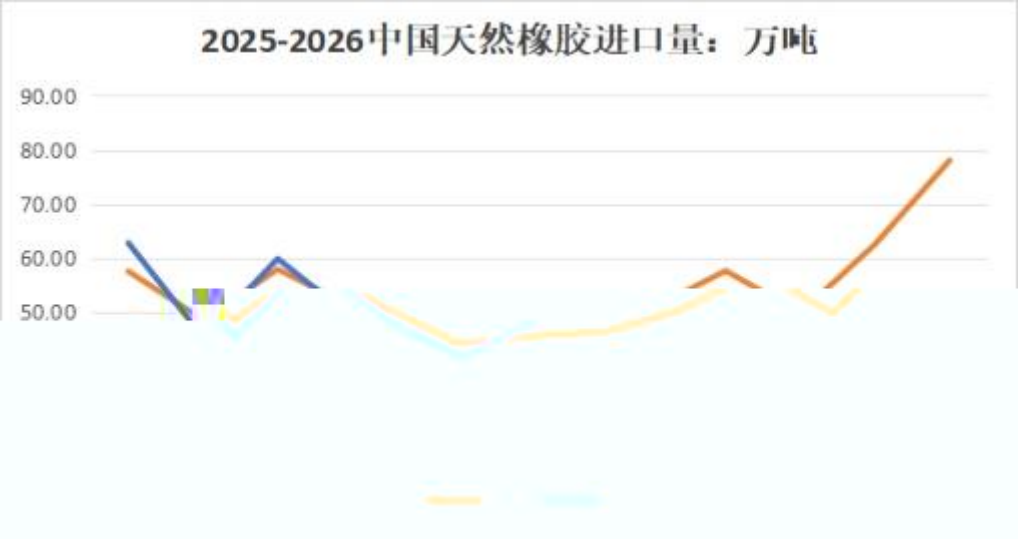
2025-2026中国天然橡胶进口量：万吨
90.00
80.00
70.00
60.00
50.00

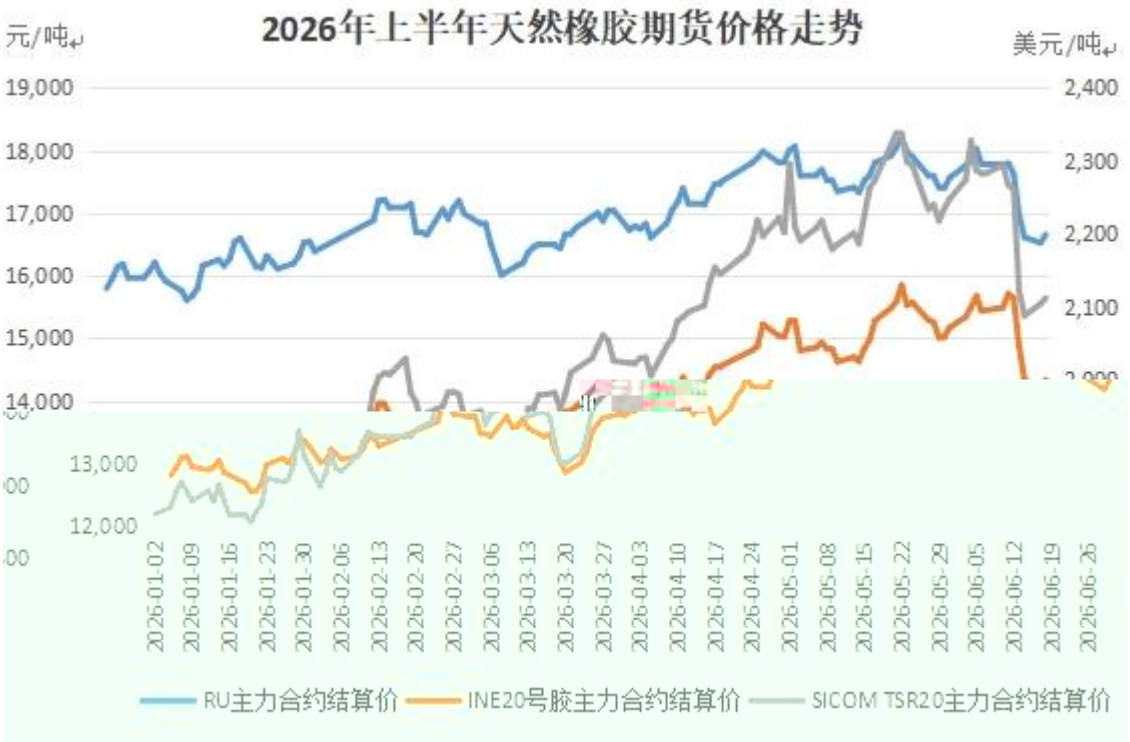
2026年上半年天然橡胶期货价格走势
元/吨
美元/吨
19,000
18,000
17,000
16,000
15,000
14,000
13,000
12,000
2,400
2,300
2,200
2,100
2026-01-02
2026-01-09
2026-01-16
2026-01-23
2026-01-30
2026-02-06
2026-02-13
2026-02-20
2026-02-27
2026-03-06
2026-03-13
2026-03-20
2026-03-27
2026-04-03
2026-04-10
2026-04-17
2026-04-24
2026-05-01
2026-05-08
2026-05-15
2026-05-22
2026-05-29
2026-06-05
2026-06-12
2026-06-19
2026-06-26
RU主力合约结算价
INE20号胶主力合约结算价
SICOM TSR20主力合约结算价

ë

- F¼⁷⅜

¶

₩

€Ñ

[redacted]

*$ £ €¥